



ಬೃಹತ್ ಬೆಂಗಳೂರು ಮಹಾನಗರ ಪಾಲಿಕೆ
Bruhat Bengaluru Mahanagara Palike



BBMP COVID-19 WAR ROOM 04.05.2022



OVERVIEW OF COVID-19 IN BENGALURU



CASE TRENDS

ACTIVE CASES

1,720

Confirmed Cases

142

17,84,022 #

Recovered Cases

150

17,65,339 #

Death Cases

0

16,963 #



HOSPITALIZATION

4

ICU – V

1

ICU

-

HDU

-

General

3

INCLUDES GOVT. QUOTA AND PRIVATE WALK-IN HOSPITALIZATION



VACCINATION

7,532

1,88,86,825 #

First Dose

1,048

94,95,570 #

Second Dose

2,473

88,94,777 #

Precaution Dose

4,011

4,96,478 #



TESTING

6,588

2,93,94,583 #

RAT

923

RTPCR

5,665

Positivity : 2.64%

*FOR LAST 7 DAYS



TRIAGING

MTU

5

Tele Triage

75



ACTIVE CZs

8

MCZs (< 5 cases)

8

Clusters (> 5 cases)

0

: indicates cumulative numbers till date



ABSTRACT OF COVID-19 SCENARIO IN BENGALURU



	MALE			FEMALE			TRANSGENDER			TOTAL		
	Last 24 Hours	Last 7 Days	Cumulative	Last 24 Hours	Last 7 Days	Cumulative	Last 24 Hours	Last 7 Days	Cumulative	Last 24 Hours	Last 7 Days	Cumulative
Positive Cases	84	500	10,55,257	58	327	7,28,574	0	0	191	142	827	17,84,022
Recovered Cases	92	466	10,42,958	58	289	7,22,198	0	0	183	150	755	17,65,339
Death Cases	0	0	10,744	0	0	6,215	0	0	4	0	0	16,963
Total Tests Done	In Last 24 hrs. : 6,588			In last 7 days : 31,324			Cumulative : 2,93,94,583					
Vaccine Doses Administered	In Last 24 hrs. : 7,532			In last 7 days : 97,303			Cumulative : 1,88,86,825					
ACTIVE CASES									1,720			

*Covid deaths occurred today : 00 | Covid deaths occurred beyond last 24 hrs., reported today : 00

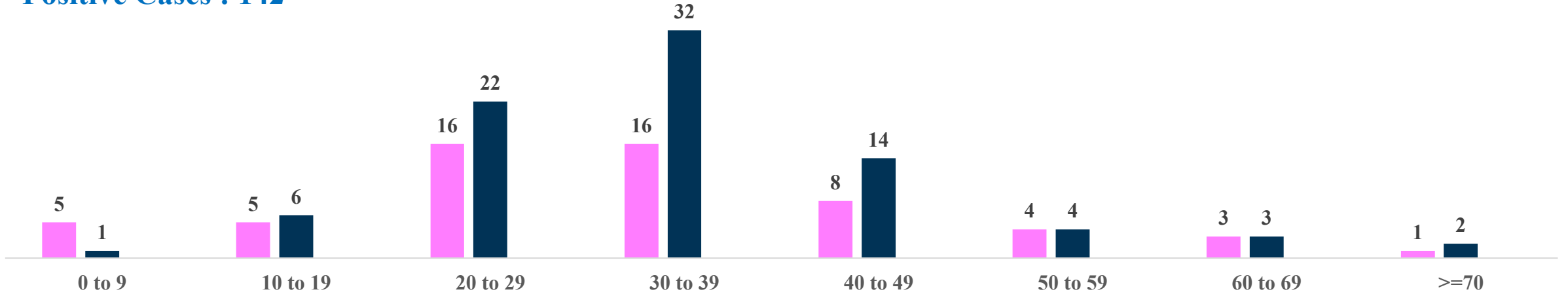


LAST 24 HOURS AGE GROUP AND GENDER WISE DISTRIBUTION

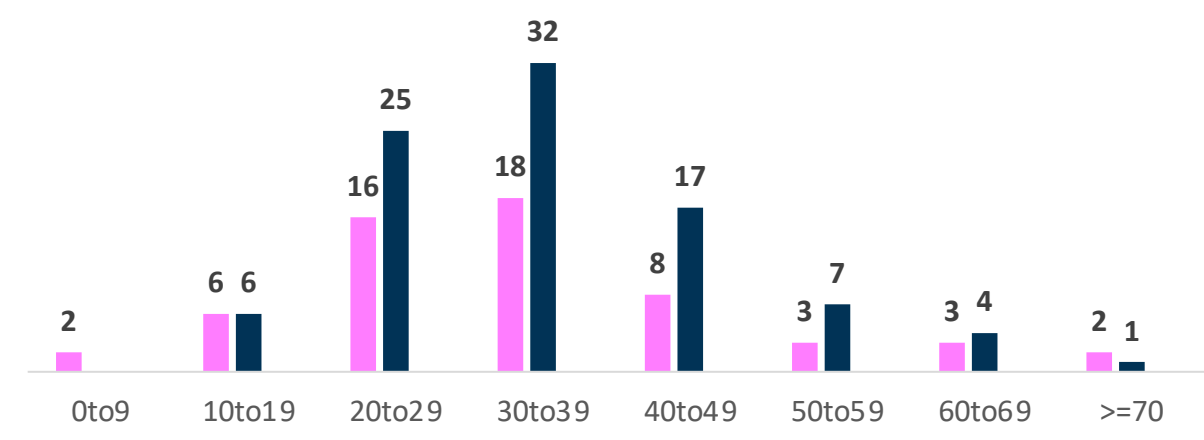


Positive Cases : 142

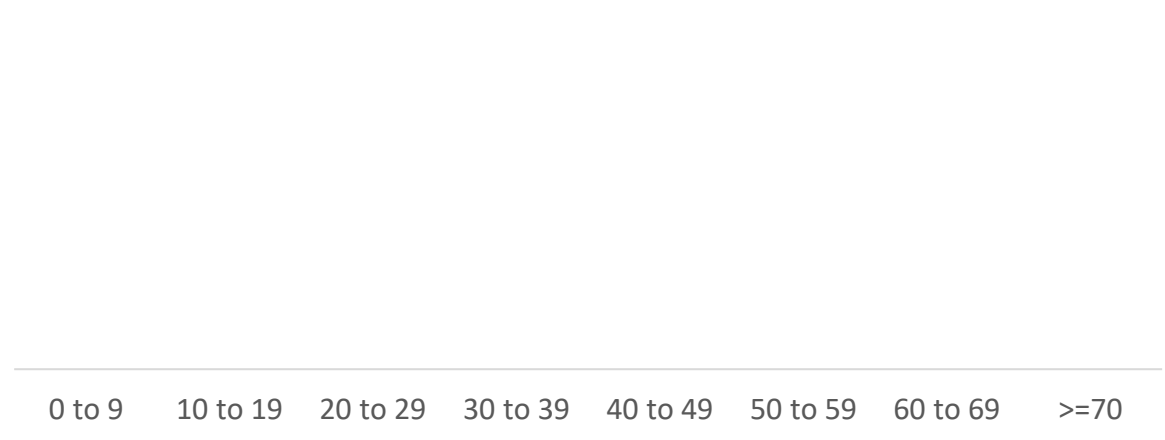
Female Male Transgender



Recovered Cases : 150

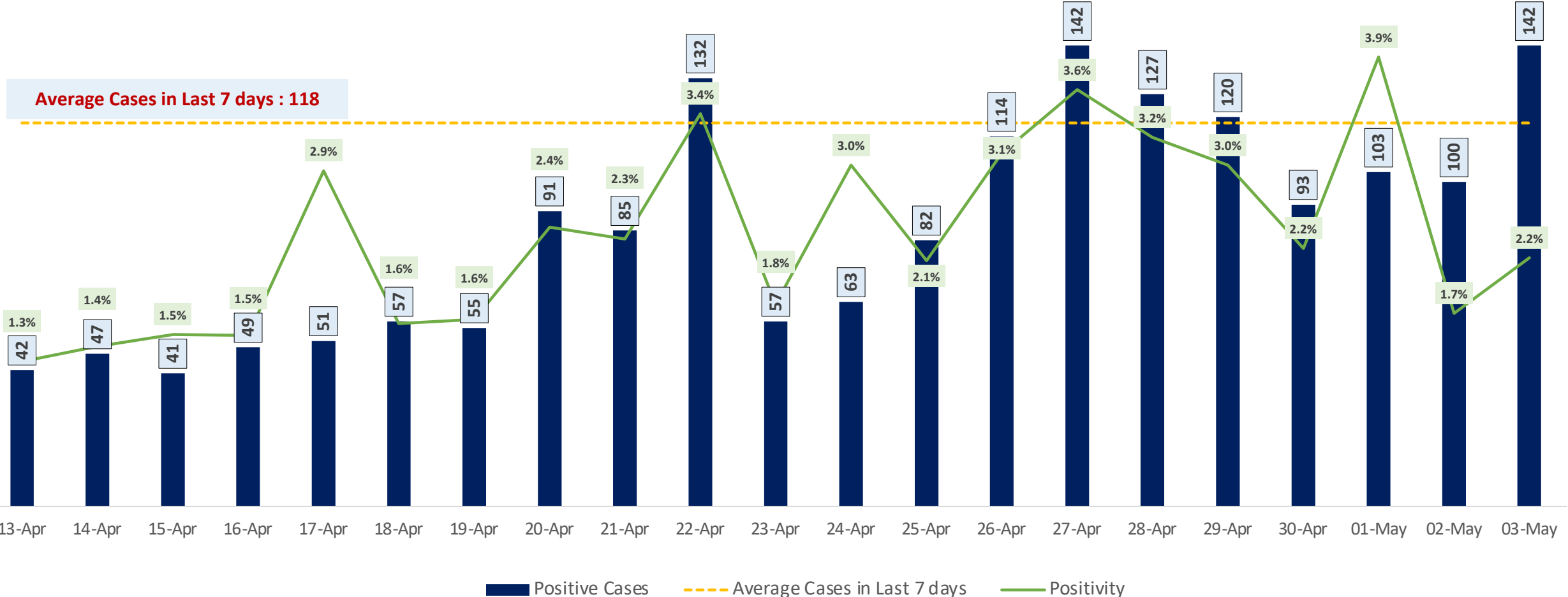


Death Cases : 0



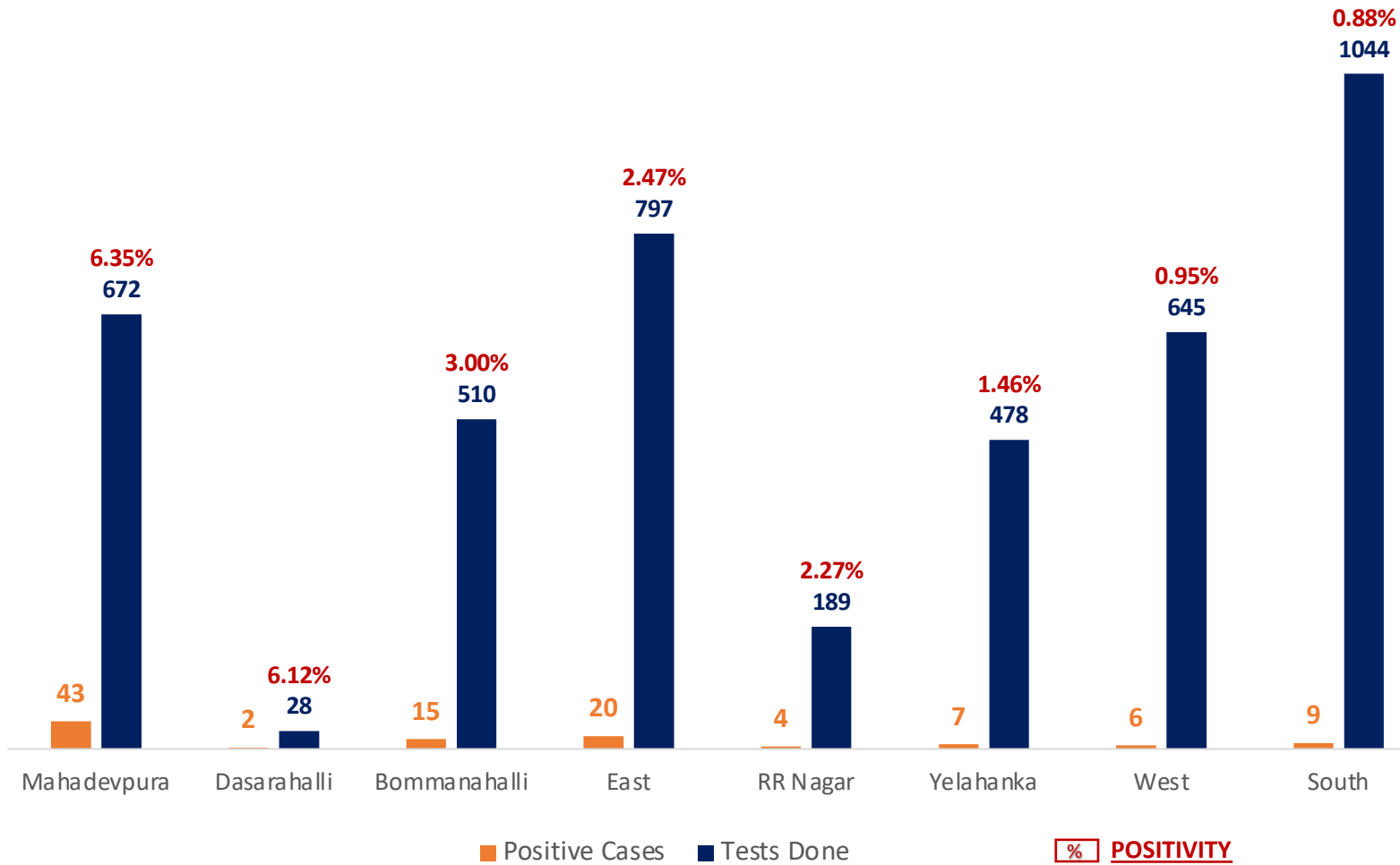


POSITIVITY RATE OF BENGALURU – LAST 21 DAYS





ZONE WISE COVID19 CASE MANAGEMENT FOR LAST 7 DAYS



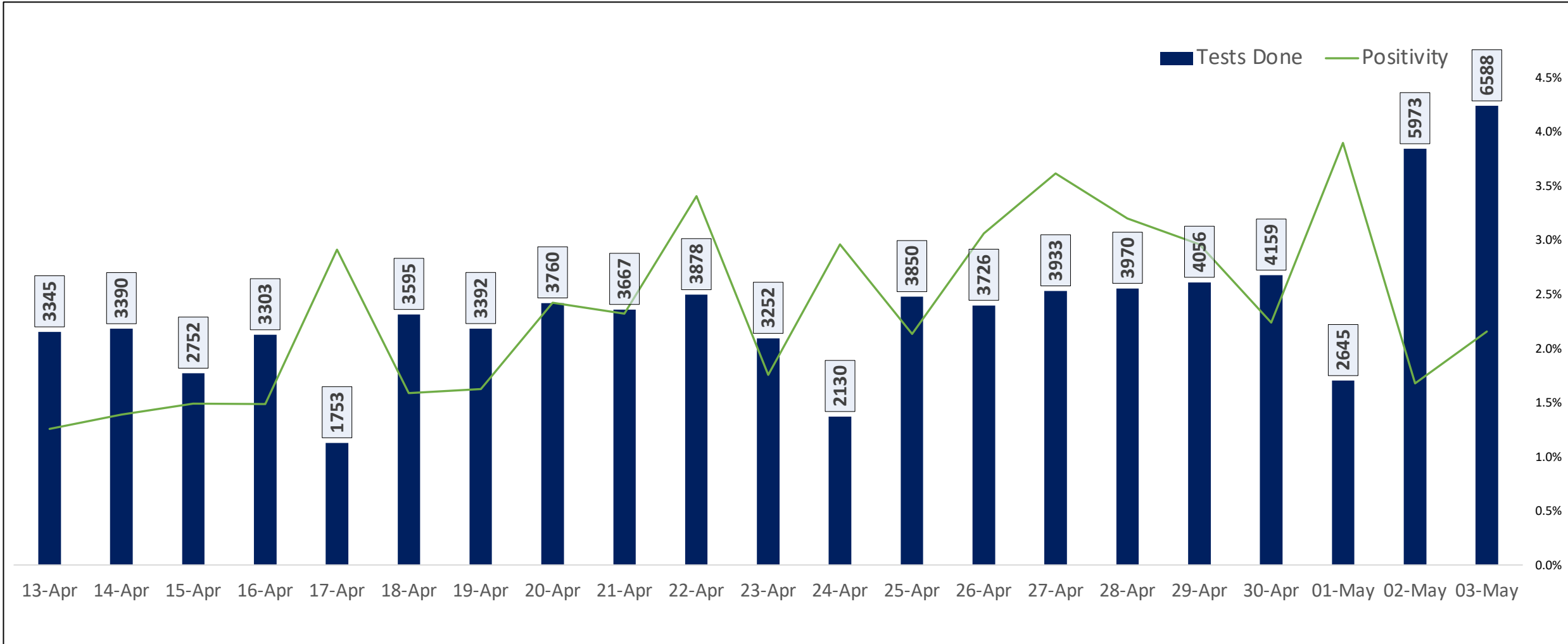
Zone Name	Hospital/CCC	Home isolation	Under Tracing
BOMMANAHALLI	0.00%	100.00%	0.00%
DASARAHALLI	0.00%	100.00%	0.00%
EAST	0.00%	100.00%	0.00%
MAHADEVAPURA	0.00%	100.00%	0.00%
RR NAGAR	0.00%	100.00%	0.00%
SOUTH	0.00%	100.00%	0.00%
WEST	2.78%	97.22%	0.00%
YELAHANKA	4.35%	95.65%	0.00%



TESTING TRENDS IN BENGALURU

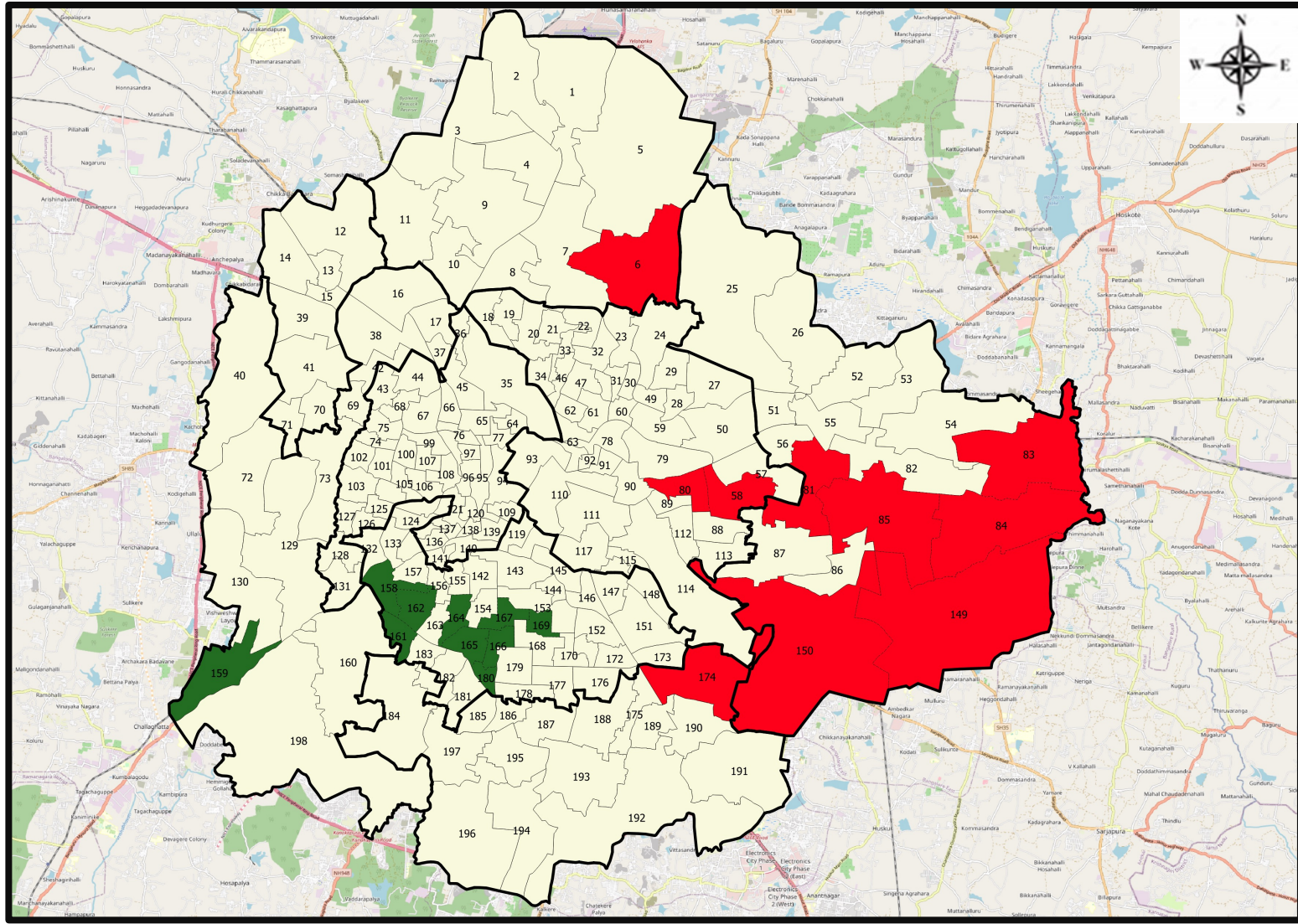


Total Test Conducted Till Date	Test Conducted Last 24 hours	Last 7 Days Average
2,93,94,583	6,588	4,475





BENGALURU URBAN MAP SHOWING TREND OF POSITIVE CASES IN LAST 7 DAYS



Top 10 wards reporting highest number of positive cases in last 7 days

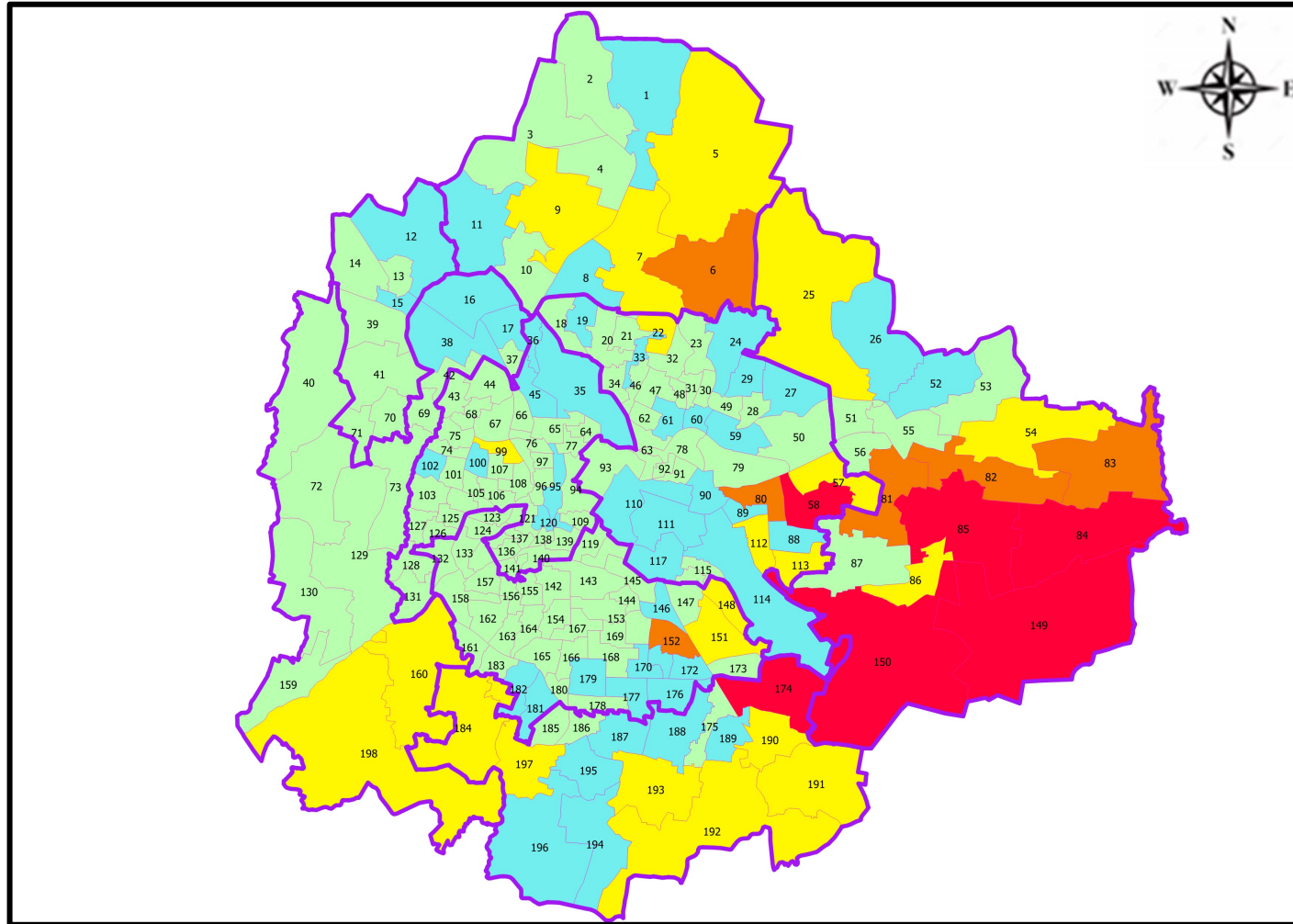
Ward No.	Ward Name	Daily Cases Average
150	Bellanduru	11
84	Hagadur	6
85	Dodda Nekkundi	6
149	Varthuru	5
58	New Tippasandra	4
174	HSR Layout	4
83	Kadugodi	3
81	Vijnana Nagar	2
80	Hoysala Nagar	2
6	Thanisandra	2







Top 10 wards reporting least number of positive cases in last 7 days

Ward No.	Ward Name	Daily Cases Average
180	Banashankari Temple Ward	0
169	Byrasandra	0
167	Yediyur	0
166	Karisandra	0
165	Ganesh Mandiara Ward	0
164	Vidyapeeta Ward	0
162	Girinagara	0
161	Hosakerehalli	0
159	Kengeri	0
158	Deepanjali Nagara	0



BENGALURU MAP SHOWING INTENSITY OF POSITIVE CASES IN LAST 7 DAYS



-  **Level 1 : 0 to 1 Cases**
-  **Level 2 : 1 to 05 Cases**
-  **Level 3 : 05 to 10 Cases**
-  **Level 4 : 10 to 25 Cases**
-  **Level 5 : More than 25 Cases**
-  **Zone Boundaries**

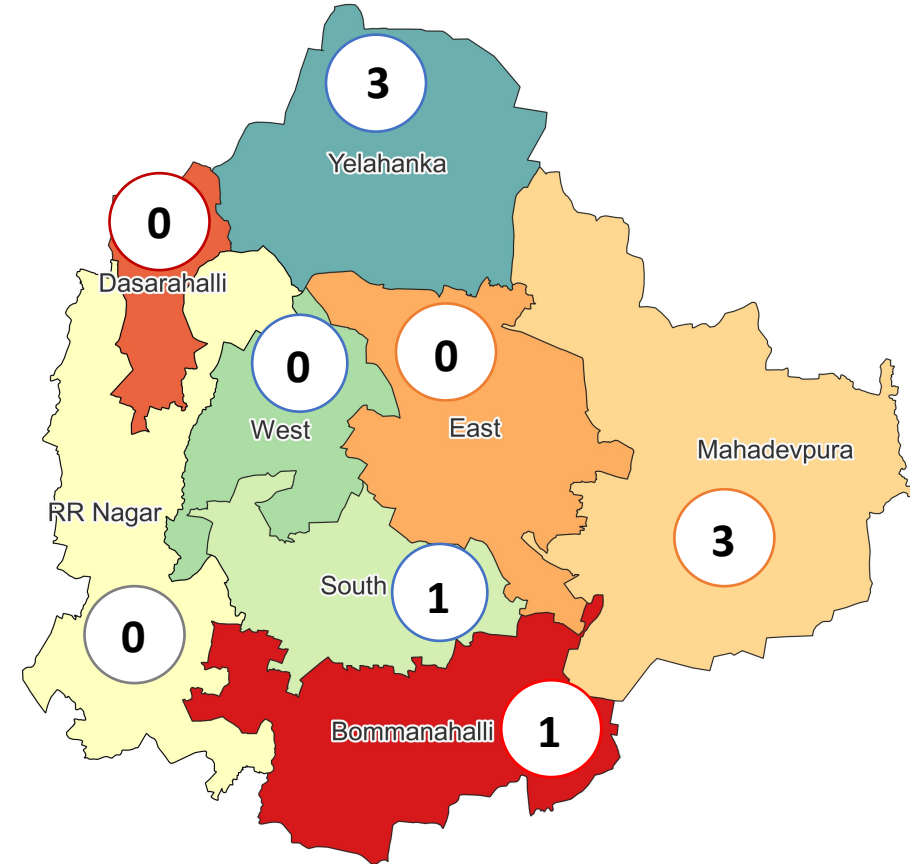


CONTAINMENT ZONE DETAILS



Zone Name	TOTAL CZs	Less Than 5 Cases	5 To 14 Cases	More Than 14 Cases
BOMMANAHALLI	1 (▲1)	1 (▲1)	0 (-)	0 (-)
DASARAHALLI	0 (-)	0 (-)	0 (-)	0 (-)
EAST	0 (-)	0 (-)	0 (-)	0 (-)
MAHADEVPURA	3 (-)	3 (-)	0 (-)	0 (-)
RR NAGAR	0 (-)	0 (-)	0 (-)	0 (-)
SOUTH	1 (-)	1 (-)	0 (-)	0 (-)
WEST	0 (-)	0 (-)	0 (-)	0 (-)
YELAHANKHA	3 (▲3)	3 (▲3)	0 (-)	0 (-)
TOTAL	8 (▲4)	8 (▲4)	0 (-)	0 (-)

Total Active Containment Zones



Types of Containment

Zone Name	Apartments	Individual House	Hostels/Quarters	Others	Schools/Colleges
BOMMANAHALLI	1 (▲1)	0 (-)	0 (-)	0 (-)	0 (-)
DASARAHALLI	0 (-)	0 (-)	0 (-)	0 (-)	0 (-)
EAST	0 (-)	0 (-)	0 (-)	0 (-)	0 (-)
MAHADEVPURA	3 (-)	0 (-)	0 (-)	0 (-)	0 (-)
RR NAGAR	0 (-)	0 (-)	0 (-)	0 (-)	0 (-)
SOUTH	1 (-)	0 (-)	0 (-)	0 (-)	0 (-)
WEST	0 (-)	0 (-)	0 (-)	0 (-)	0 (-)
YELAHANKHA	2 (▲2)	1 (▲1)	0 (-)	0 (-)	0 (-)
TOTAL	7 (▲3)	1 (▲1)	0 (-)	0 (-)	0 (-)

▲▼ : Shows increase and decrease in numbers as compared to previous day



GOVT. QUOTA COVID BED STATUS AS ON 04.05.2022



SR. NO.	Facility Type	No. of Hospital	Total Allocated Beds for C+ Patients					Occupied Beds for C+ Patients					Net Available Beds for C+ Patients				
			Gen Beds	HDU	ICU Beds	ICU-V	Total	Gen Beds	HDU	ICU Beds	ICU-V	Total	Gen Beds	HDU	ICU Beds	ICU-V	Total
1	Government Medical Colleges	4	120	255	33	27	435	0	0	0	0	0	120	255	33	27	435
2	Government Hospitals	18	637	292	74	95	1,098	0	0	0	0	0	637	292	74	95	1,098
3	Private Medical Colleges	12	178	200	66	35	479	0	0	0	0	0	178	200	66	35	479
4	Private Hospitals	32	181	61	49	42	333	0	0	0	0	0	181	61	49	42	333
5	Covid Care Centre	1	50					0					50				
Total Beds		67	1,166	808	222	199	2,395	0	0	0	0	0	1,166	808	222	199	2,395

* Status as on 04.05.2022 – 05:00 PM

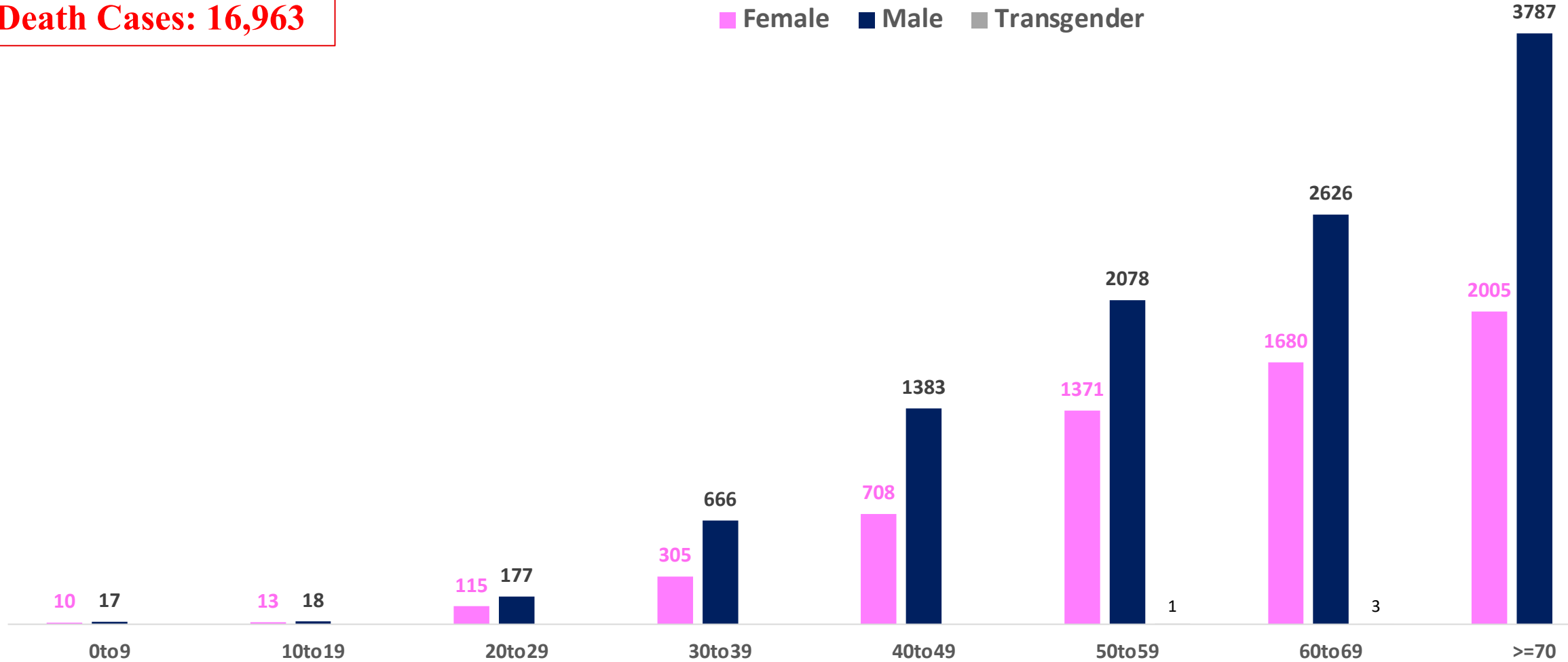


AGE AND GENDER WISE DISTRIBUTION OF DEATH CASES



Death Cases: 16,963

Female Male Transgender





VACCINATION COVERAGE AS ON 03.05.2022



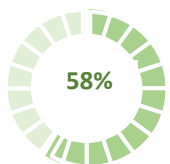
Total Doses Administered

1,88,86,825

▲ 7,532

Total 12-14 years Population : 2.82 Lakhs

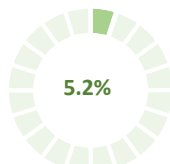
1ST DOSE



58%
1,64,367
Doses administered

▲ 734

2ND DOSE

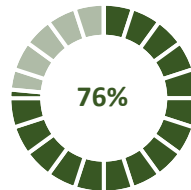


5.2%
14,542
Doses administered

▲ 859

Total 15-18 years Population : 4.42 Lakhs

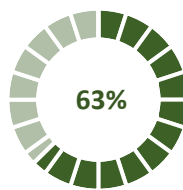
1ST DOSE



76%
3,38,615
Doses administered

▲ 117

2ND DOSE

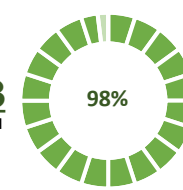


63%
2,77,473
Doses administered

▲ 195

Total adult Population : 91.7 Lakhs

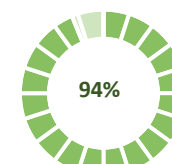
1ST DOSE



98%
89,92,588
Doses administered

▲ 197

2ND DOSE



94%
86,02,762
Doses administered

▲ 1,413

Priority Group*

Health Care Workers

Dose 1

2,10,293

Doses administered

▲ 2

Dose 2

2,06,194

Doses administered

▲ 1

Frontline Workers

Dose 1

3,81,758

Doses administered

▲ 0

Dose 2

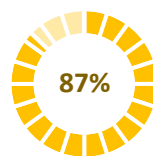
3,72,230

Doses administered

▲ 5

18 - 44 Years Coverage

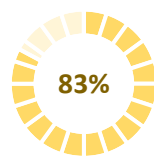
Dose 1



87%
57,28,589
Doses administered

▲ 158

Dose 2



83%
54,44,176
Doses administered

▲ 1,088

PRECAUTION DOSE



4,96,478

Doses administered

▲ 4,011

PRECAUTION DOSES ADMINISTERED

Health Care Workers

71,652

Booster Doses administered

▲ 232

Front Line Workers

63,545

Booster Doses administered

▲ 383

60 + Years Coverage

2,95,660

Booster Doses administered

▲ 1,063

18 + Years Coverage

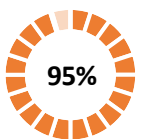
65,621

Booster Doses administered

▲ 2,333

45 – 59 Years Coverage

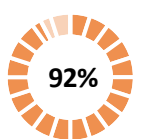
Dose 1



95%
16,92,997
Doses administered

▲ 19

Dose 2



92%
16,37,516
Doses administered

▲ 233

60 + Years Coverage

Dose 1



100%
9,78,951
Doses administered

▲ 18

Dose 2



100%
9,42,646
Doses administered

▲ 92

▲ indicates the increase in last 24 hours



COVID-19 SCENARIO IN BENGALURU AND OTHER METROPOLITIAN CITIES



CITY NAME	Positive Cases	Active Cases	Recovered	Deceased	Vaccine Doses Administered
New Delhi	18,87,050	5,986	18,54,888	26,176	3,36,18,334
Bengaluru*	17,84,022	1,720	17,65,339	16,963	2,17,22,217
Mumbai	10,59,148	637	10,38,948	19,563	2,09,08,859
Chennai	7,51,803	328	7,42,407	9,068	1,04,26,651
Kolkata	4,47,192	272	4,41,264	5,656	1,00,31,007

Source : <https://dashboard.cowin.gov.in/> at 5:00pm (04.05.2022)
Source : <https://www.covid19bharat.org/> at 5:00pm (04.05.2022)

*includes BBMP & Bengaluru Urban



SNAPSHOT OF COVID-19 CASES IN BENGALURU URBAN



**Total Wards With
<=5 Cases* :
159**

**Tests Conducted
On 03.05.2022:
6,588**

**Recovery
Rate:
98.95%**

**Total
Active Cases :
1,720**

**Total Vaccinated on
03.05.2022:
7,532**

**Positivity
Rate* :
2.64%**

**Active
Rate:
0.10%**

**Case
Fatality Rate* :
0.00%**



*Total positive cases In the past 7 days

*CFR and positivity is for Past 7 days



ಬೃಹತ್ ಬೆಂಗಳೂರು ಮಹಾನಗರ ಪಾಲಿಕೆ
Bruhat Bengaluru Mahanagara Palike



Download BBMP Bulletin	https://apps.bbmpgov.in/covid19/mediabulletin.php
For BBMPCovid19 Bed Status:	https://apps.bbmpgov.in/covid19/en/Bedstatus.php
To register for vaccination :	https://selfregistration.cowin.gov.in/
BBMP COVID19 Dashboard:	https://apps.bbmpgov.in/covid19/
Follow us on:	 www.facebook.com/bbmp.comm1/
	 twitter.com/BBMPCOMM

Issued by:

Honorable Chief Commissioner, BBMP
Special Commissioner Health & IT, BBMP
MD, Bengaluru Smart City Limited

THANK YOU !



ಅರೋಗ್ಯ ಮತ್ತು ಕುಟುಂಬ ಕಲ್ಯಾಣ ಇಲಾಖೆ

ಶರೀರದಿಂದ ದೂರವಿಡಿ
ಲಸಿಕೆ ಪಡೆಯಿರಿ
ಮಾಸ್ಕು ಹಾಕಿ
ಕೈಗಳನ್ನು ತೊಳೆಯಿರಿ ಮತ್ತು ಸ್ವಚ್ಛಗೊಳಿಸಿ
ಮನೆಯಲ್ಲೇ ಇರಿ

ಕೋವಿಡ್-19ನ್ನು ತಡೆಗಟ್ಟಲು ಪಂಚಸೂತ್ರಗಳು

ಹೆಚ್ಚಿನ ಮಾಹಿತಿಗಾಗಿ 24X7 ಉಚಿತ ಅರೋಗ್ಯ ಸಹಾಯವಾಣಿ 104 ಕ್ಕೆ ಕರೆ ಮಾಡಿ

